






Growing Up With

Smart Cat





A Letter from the VP

Hey Y'all!

I'm Dr. Frazier and I work at SCETV, one of the coolest places in South Carolina! Do you know why SCETV is so cool? Because we get to do and make really fun things, learn a lot, and hang out with friends like Smart Cat!

Smart Cat is curious, brave, kind, and growing everyday... just like YOU! He makes healthy choices, and he can dance too! Our team created this workbook so that you can get to know yourself and Smart Cat a little better. We also hope that you learn some new things along the way.

Make sure you look out for Smart Cat on your SCETV or PBS Kids Channel! Also, don't forget to ask an adult to sign you up for the Kids Club, so you can get cool prizes and invitations. Your caregiver can also get messages for parents through Bright by Text. We want to stay in touch!

The whole SCETV team hopes that you enjoy completing the workbook. Remember the Smart Cat pledge. There is nothing you can't be...you're a smart kid in SC!

Visit www.scetv.org/scetv-kids-club for more information.

Table of Contents

Learning Outcomes Key

1. Approaches to Learning & Inquiry

2. Physical Development, Self-Help & Motor Skills

3. Emotional & Social Development


4. Mathematical Thinking

5. Language & Literacy Development

Title	1	2	3	4	5
Healthy ABCs with Smart Cat	●	●			●
Making Smart Snacks with Smart Cat	●	●			●
Writing My Name	●	●			●
Learning Sight Words with Smart Cat	●	●			●
Creating Sentences with Smart Cat	●	●			●
A Story about ME!	●	●	●		●
Writing Numbers with Smart Cat	●	●			●
Addition and Subtraction with Smart Cat	●	●		●	
Counting Money with Smart Cat	●	●		●	
Smart Cat's Ladybug Catch	●	●			
Finding Patterns with Smart Cat	●	●		●	
Learning Safety Equipment	●	●			●
Smart Cat Rides a Bike	●	●			
Facing Feelings with Smart Cat	●	●	●		
Personal Health with Smart Cat	●	●			
The FIVE Senses	●	●	●	●	
Be a Healthy Hero powered by SC FirstSteps	●	●	●	●	●
Smart Cat's First Aid Kit	●	●			
Choosing Friends with Smart Cat	●	●	●		●
Smart Cat and Friends	●	●			
Good Manners are Key!	●	●			●
BINGO with Smart Cat	●	●	●	●	●
Choosing Healthy Meals with Smart Cat	●	●			
Smart Cat Scavenger Hunt	●	●	●	●	●
Exploring South Carolina's Nature	●	●	●		
Technology with Smart Cat	●	●			●
Learning to Tell Time with Smart Cat	●	●		●	
Smart Cat Gets His Rest	●	●			
Smart Cat Pledge	●	●	●	●	●

These readiness activities were designed in alignment with the SC Profile of the Ready Kindergartener.

Healthy ABCs with Smart Cat




A-APPLE




B-BANANA




C-CARROT




D-DRAGONFRUIT



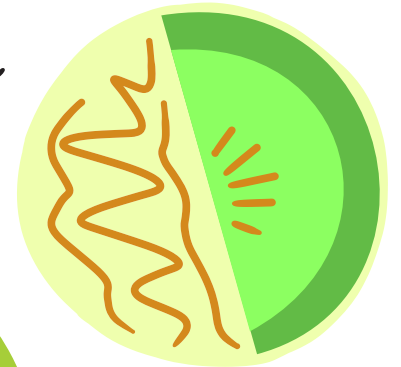
E-EGG




F-FISH



G-GRAPES



H-HONEYDEW




I-ICEBURG LETTUCE



J-JELLY




K-KIWI




L-LEMON



M-MILK



N-NUTS



O-ORANGE





P-PINEAPPLE




Q-QUICHE

R-RADISH





S-STRAWBERRY




T-TOMATO


U-UBE



V-VANILLA



W-WATERMELON



X-XIMENIA



Y-YOGURT



Z-ZUCCHINI

Writing My Name

Its time to practice spelling and writing your name! Use the letter bank below and circle the capital letter for your first name. Next, circle the lowercase letters for the rest of your name. After that practice writing your name in the blanks!

Aa Bb Cc Dd Ee Ff Gg

Hh Ii Jj Kk Ll Mm Nn

Oo Pp Qq Rr Ss Tt

Uu Vv Ww Xx Yy Zz

Making Smart Snacks with Smart Cat

Check out the health snack recipes below. Make sure you find a trusted adult to help you and have fun making these health snacks. Don't forget to remember your allergies, if you have them.



A HEALTHY HAPPY FACE

For this recipe, feel free to use whatever fruit and vegetables you would like to make your healthy happy face! Some other fruit and veggies you can use are grapes, oranges, carrots, watermelon, pineapples, strawberries, celery, or anything else you find tasty and healthy! If you need to cut slices, please make sure to get help from a trusted adult.



ANTS ON A LOG

Ants on a Log are an all-time favorite! All you need are some raisins, peanut butter, and celery sticks! Make sure your celery is cut into halves. Spread peanut butter on the top of the celery sticks and sprinkle the top with raisins.



A COLORFUL SALAD

There are so many ways to make a salad! Some people like fruit in their salads. Some people like nuts and meat in their salads. What do you like in yours? For this recipe, put your green vegetables, such as lettuce and spinach in a bowl. Next, grab your favorite toppings and place them in the bowl. Some things you may like in your salad are tomatoes, cucumbers, carrots, olives, cheese, fruit, or lunch meat. Make sure a trusted adult helps you slice your toppings. Lastly, if you like dressing on your salad, add it on top of your toppings. Then, enjoy!

For more fun and healthy recipes, check out www.pbs.org/parents

Learning Sight Words with

Smart Cat


Below are some sight words and pictures. Draw a line to match each sight word to the picture.


1. Cat
2. Bike
3. Dog
4. Boy
5. Car
6. Girl
7. Pan
8. Sun
9. Bag
10. Hat



Creating Sentences with Smart Cat

Use the word bank to fill in the blanks. Read the sentences aloud once you have filled in the blanks. Use the extra lines below to practice creating more sentences.

The  apple is _____.

The _____  is big.

I like  _____.

 Some grapes are _____.

Drinking  _____ will give me strong bones.

WORD BANK

BANANAS

ORANGE

RED

PURPLE


MILK

A story about ME!

Draw a picture to complete each phrase.

My favorite food is...

My favorite color is...



My favorite place is...

Something I like to do...

A person I love is...

My favorite animal is...

Writing Numbers with Smart Cat

For each number, trace the numbers twice, then trace the spelling, and finally tally!

Copy Me!

Trace

Trace

Trace

Tally Marks

1

1

1

one

2

2

2

two

3

3

3

three

4

4

4

four

5

5

5

five

6

6

6

six

7

7

7

seven

8

8

8

eight

9

9


9

nine


Addition & Subtraction with

Smart Cat


Add and subtract and write or draw your answers on the lines.



+




=




-




=




+



=



-




=



+



=



-



=

Counting Money with Smart Cat



Penny - 1 Cent



Nickel - 5 Cents



Dime - 10 Cents







Quarter - 25 Cents



One Dollar








Five Dollars



Smart Cat's uncle gave him 1 dime, 1 nickel, and three pennies to save in his piggy bank. How many cents did Smart Cat's uncle give him? _____



Counting with Smart Cat

Smart Cat had a lot of fun catching ladybugs at BK's house. Can you help him count his collection? On each line, write the number of ladybugs in the circle.



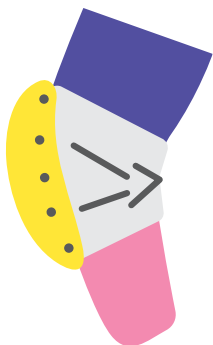
Finding Patterns with Smart Cat

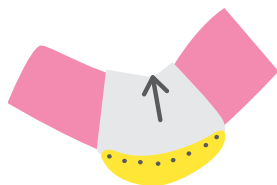
Smart Cat is learning how to identify patterns. Can you help him by drawing the shapes that come next on each line? Try making your own pattern in the empty space at the bottom when you are done!



Learning Safety Equipment

All the items below will help Smart Cat be safe when riding his bike! Use the word bank below to label each item.











WORD BANK

HELMET

SNEAKERS

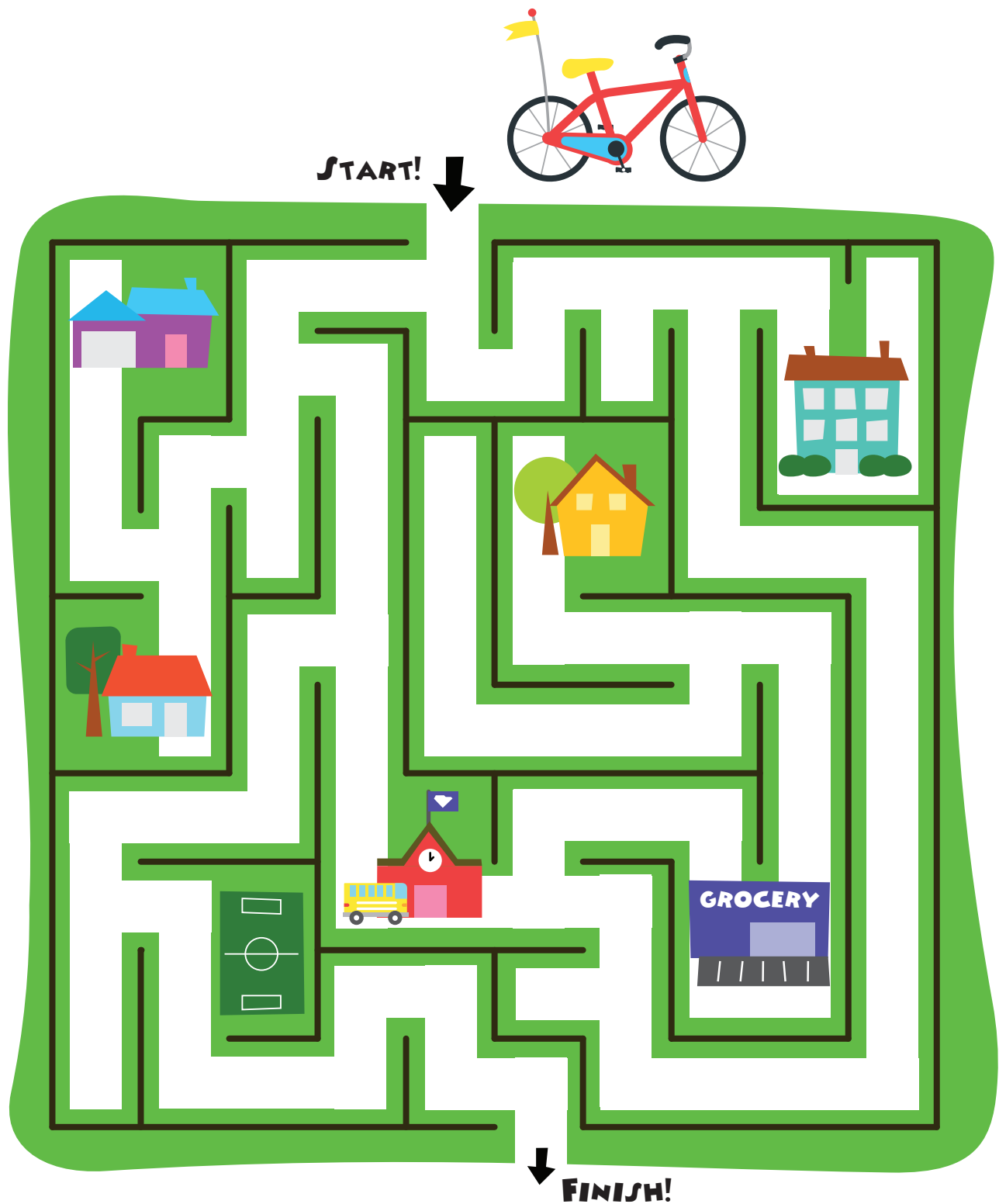
ELBOW PAD

BRIGHT SHIRT

KNEE PAD

Smart Cat Rides a Bike!

Help Smart Cat get through the maze to the finish line!
Can you find a path?



Facing Feelings with Smart Cat

Sometimes learning to ride a bike is scary. It is ok because everybody has feelings. It is healthy and important to recognize your feelings. Try the activities below to learn more about expressing your feelings.

Circle how you feel today.



HAPPY



SAD



OKAY



TIRED



EXCITED



SHY



MAD




SILLY

Circle how you want to feel tomorrow.



HAPPY



SAD



OKAY



TIRED



EXCITED



SHY







MAD



SILLY

Try making your own faces to describe other feelings!



Personal Health with Smart Cat

Smart Cat is feeling sick! Circle everything that he needs to do or things he can use to make sure he does NOT spread germs to his family and friends and get well!



The FIVE Senses




Touch

With our hands, we get to learn how things FEEL. What is something you have TOUCHED today?



Smell

With our noses, we learn how things SMELL. What is your favorite thing to SMELL?



Sight

With our eyes, we are able to SEE things. What do you SEE right now?



Hearing

With our ears, we are able to HEAR sounds. What is something you have HEARD today?



Taste

With our mouths, we get to TASTE yummy food and drinks! What is something you like to TASTE?

Be a Healthy Hero!

When you are old enough, you can wear a mask to help stop germs.

Circle your age.

1
X

2


3


4


5


If you are 2 or older, you can wear a mask!


When someone wears a mask, it can be hard to tell how they are feeling. Look at their eyes and eyebrows for clues.

How are they feeling today?











When you wear a mask, it should cover your nose and your mouth. Trace the dotted line to put a mask on the fox's face.

Smart Cat's First aid kit




Help Smart Cat choose which items should go in his First Aid Kit! Circle all of the items that belong in the kit. Then, with the permission of your parents or guardian, try to put together your own First Aid Kit at home!



Choosing Friends with

Smart Cat

Smart Cat has great friends! They are nice, forgiving, smart, honest, helpful and fun! In the space below, draw three friends that you either have or want. Explain what characteristics make them good friends.




Smart Cat and Friends!

Eddie from EdVenture, FirstSteps Fox and Smart Cat are all different and they have so much fun together. You can be different and be friends!



Good Manners are Key!

Use your manners to complete the puzzle. Fill in the blanks with the correct word or phrase.



Across

2. When someone gives you a gift you say
4. When others say thank you, respond by saying
6. This is a word used to apologize
7. A word used to greet others

Down

1. It is polite to say this when you are asking for something
3. If you are waiting on something, you should always be this
5. When you need to get someone's attention or squeeze by them you say

1. Please
2. Thank you
3. Patient
4. You are welcome
5. Excuse me
6. Sorry
7. Hello

BINGO with Smart Cat

After you complete each activity, check off the square. Once you get five in a row, you have BINGO.

 <p>DRINK 6-8 GLASSES OF WATER</p>	 <p>CREATE YOUR OWN EXERCISE ROUTINE</p>	 <p>EAT A FRUIT</p>	 <p>WRITE DOWN 5 REASONS YOU ARE HAPPY</p>	 <p>DRAW THINGS THAT ARE IN A DOCTORS OFFICE</p>
 <p>MAKE A CARD FOR SOMEONE</p>	 <p>COMPLIMENT A FRIEND OR FAMILY MEMBER</p>	 <p>DRAW OR CREATE A FIRST AID KIT</p>	 <p>COVER YOUR MOUTH WHEN YOU SNEEZE OR COUGH</p>	 <p>EAT OR HELP COOK A HEALTHY MEAL</p>
 <p>SAY "I LOVE ME"</p>	 <p>WEAR A HELMET WHEN RIDING A BIKE, SCOOTER, OR SKATING</p>	<p>FREE SPACE!</p>	 <p>READ A STORY OUT LOUD</p>	 <p>GO OUTSIDE AND PLAY</p>
 <p>WEAR A SEATBELT IN THE CAR</p>	 <p>CREATE A SONG ABOUT YOURSELF</p>	 <p>GET 8 HOURS OF SLEEP</p>	 <p>MAKE A GOOD DECISION</p>	 <p>THANK SOMEONE FOR SOMETHING</p>
 <p>CREATE A COLLAGE OF THINGS THAT MAKE YOU HAPPY</p>	 <p>BUILD SOMETHING USING HOUSEHOLD ITEMS</p>	 <p>WASH YOUR HANDS</p>	 <p>EAT A VEGETABLE</p>	 <p>WRITE OR DRAW A STORY</p>

Choosing Healthy Meals with Smart Cat

Eating fruit, vegetables, and lean meat are very important! Do you know how to create a healthy meal? Use the Healthy ABC stickers or be a chef-artist and create three healthy meals on the plates below.



Help me make some healthy snacks!



Smart Cat's Scavenger Hunt



Can you find these things in your home? Write down what you find in the space below each item. You can also draw or cut and paste your answers.

Find a fruit with seeds

Find something that makes you feel happy

Find a vegetable that is green

Find something you can exercise with

Find something that belongs in a first aid kit

Find something or someone you love

Find something you would see at the doctor or dentist's office

Find one book or TV show about friendship

Find one place you can wash your hands at

Find one food without sugar

South Carolina Natural Wonders Picture Collection

Can you help Smart Cat organize his picture collection? Match each picture of a Natural Wonder of South Carolina with the correct name? Try it!



Carolina Bays



Angel Oak of St. John's Island



Raven Cliff Falls



Congaree National Park



Centennial Tree




I love taking pictures of South Carolina's beautiful places.

Technology with Smart Cat

Smart Cat loves technology! Can you help him identify his tech devices? Trace the name of each device!




Smartphone



Video Game



Laptop



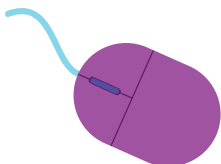
Keyboard



Headphones



Tablet



Mouse


Learning to Tell Time with

Smart Cat


Look at the clocks below and circle the correct time for each one. In the last clock, draw the minute and hour hands to tell Smart Cat your bedtime.




10:00 or 3:00




2:30 or 8:30




2:00 or 12:00



2:45 or 9:30



6:30 or 3:30




I wonder what time a kid like me should go to bed?



Smart Cat Gets His Rest

Smart Cat wants some new pajamas! Help us design Smart Cat's pajamas below and color in his room.



Smart Cat Pledge

Fill in the blanks with words from the word bank below and then read aloud the Smart Cat pledge!

I am Smart Cat _____. I am _____, on the move, and I _____ to my own groove.

Everyday I improve because I'm striving to be _____. Like the mountains and the sea, I am

a _____ in our state. I learn and grow more every year. I'm on my way to my _____.

There is nothing I can't _____. I'm a _____ kid in SC.

Sign here!

WORD BANK

HEALTHY
CAREER
DANCE
SMART

GREAT
APPROVED
BE
TREASURE





VP for Education: Dr. Stephanie Frazier


Team Lead: Salandra Bowman

Designer and Illustrator: Furman Fortner

Curriculum Developer: Breana Wilson

Thank you to all of our early learning partners, parents, caregivers, and community supporters. Special thanks to the SCETV Communications and Underwriting team for their ongoing partnership and support.

**Tomorrow's architects,
bankers, doctors, and more
are waiting to learn today.**



**EdVenture Children's Museum
creates opportunities for all
children to dream, wonder, and
learn through play and
hands-on experiences.**



EdVenture.org

SPONSORED PAGE



etveducation

scetv
KIDS



About South Carolina ETV and Public Radio

South Carolina ETV (SCETV) is the state's public educational broadcasting network. Using television, radio and diverse digital properties, SCETV's mission is to enrich lives by educating children, informing and connecting citizens, celebrating our culture and environment and instilling the joy of learning. SCETV currently presents "Carolina Classrooms," "Expeditions," "Making it Grow," "Palmetto Scene," "Reconnecting Roots," "Reel South," "Somewhere South," "This Week in South Carolina," "Yoga in Practice" and "Live from Charleston Music Hall" on public television in addition to the national radio production, "Chamber Music from Spoleto Festival USA."